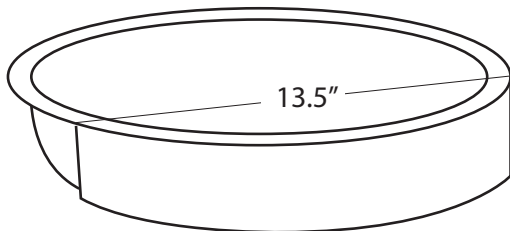
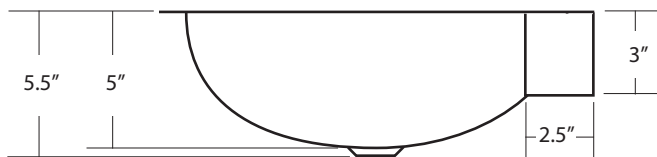
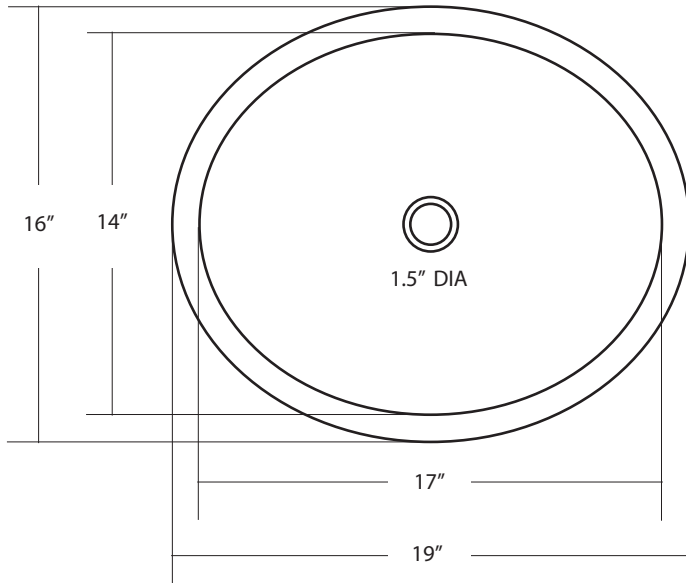


# SPECIFICATIONS

## Calypso



### FEATURES

- \* 19" x 16" x 5.5" OD
- \* 17" x 14" x 5" ID
- \* Hand hammered 16 gauge copper
- \* 1.5" drain opening
- \* Dimensions are not exact and may vary 1/2"

### FINISHES

- \* Antique - CPS244
- \* Brushed Nickel - CPS544

### INSTALLATION

- \* Lavatory
- \* Undermount

### COORDINATING ACCESSORIES

- \* Drains: DR120, DR140 or DR160

### STANDARDS COMPLIANCE

- \* IAPMO Listed / cUPC

### IMPORTANT

Due to the handcrafted nature of this product, it will vary in finish, texture, hammering, and other details. Dimensions may vary up to 1/2". We strongly recommend that you wait for the actual product before making any installation cuts.